



पुर्णा International School
Shree Swaminarayan Gurukul, Zundal

Grade -Jr.KG

Hindi
Specimen
copy

Year 21-22

INDEX

Sr. No.	Month	Topic	Sign
1	August - September	उ - ऋ	
2		ए - अः	
3		चित्र देखकर सही स्वर लिखो।	
4		अ से अ : तक लिखो I	
5		अक्षर से चित्र मिलाए	
6		क - छ	



Video Link

<https://www.youtube.com/watch?v=GBWGNvHsIFs>

ए




एड़ी




एकतारा



एक



एक्का



एक्का

ए – (AE)

AE as in **Aerobics**

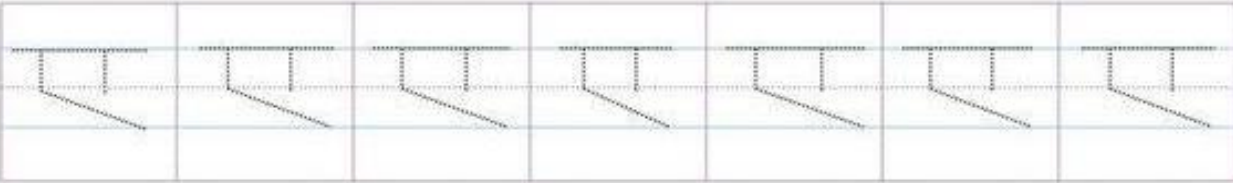


Steps to write the letter "ए"



एक

Aek
(One)



ऐ



ऐरावत
(इंद्र का वाहन)



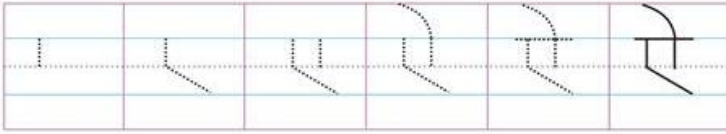
ऐनक

ऐ — (AAE)
AAE as in Ace



ऐनक
Aenak
(Spectacles)

Steps to write the letter "ऐ"



ऐ ऐ ऐ ऐ ऐ ऐ ऐ

ऐ ऐ ऐ ऐ ऐ ऐ ऐ

Blank handwriting practice lines.

Blank handwriting practice lines.

Blank handwriting practice lines.

Blank handwriting practice lines.

ओ

ॐ

ओडम



ओखली



ओला



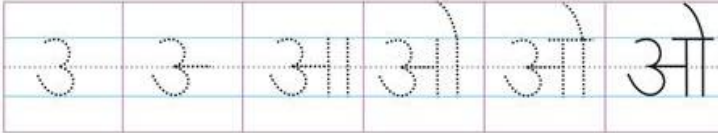
ओस

ओ - (O)

O as in Orange



Steps to write the letter "ओ"



ओस
Os
(Dew)

ओ ओ ओ ओ ओ ओ ओ

ओ ओ ओ ओ ओ ओ ओ

Blank handwriting practice row with four columns and three lines.

Blank handwriting practice row with four columns and three lines.

Blank handwriting practice row with four columns and three lines.

Blank handwriting practice row with four columns and three lines.

औ



औरत



औज़ार



औडी

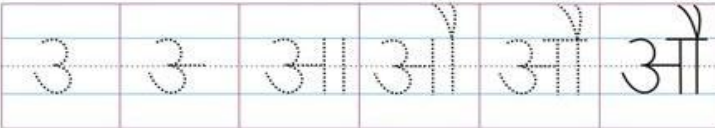
औ - (OW)

OW as in Cow



औषध
Owshadh
(Medicine)


Steps to write the letter "औ"



औ औ औ औ औ औ औ

औ औ औ औ औ औ औ

अं



अंडा



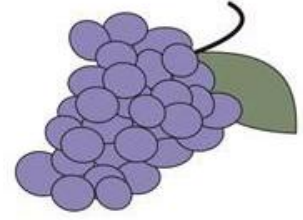
अंगूर



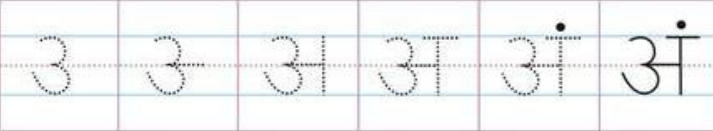
अंजीर

अं - (AM)

AM as in Umbrella



Steps to write the letter "अं"



अंगूर
Angoor
(Grapes)

अं अं अं अं अं अं अं

अं अं अं अं अं अं अं

Blank handwriting practice row with four boxes.

Blank handwriting practice row with four boxes.

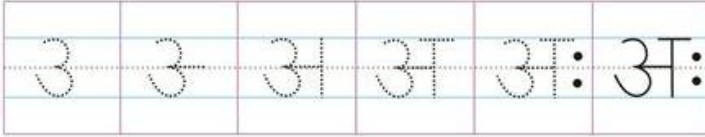
Blank handwriting practice row with four boxes.

Blank handwriting practice row with four boxes.

अः - (AHA)

अः

Steps to write the letter "अः"



AHA
(Rare usage in English)

अः अः अः अः अः अः अः

अः अः अः अः अः अः अः

Blank handwriting practice row with four boxes and a dotted midline.

Blank handwriting practice row with four boxes and a dotted midline.


Blank handwriting practice row with four boxes and a dotted midline.


Blank handwriting practice row with four boxes and a dotted midline.

चित्र देखकर सही स्वर लिखो ।














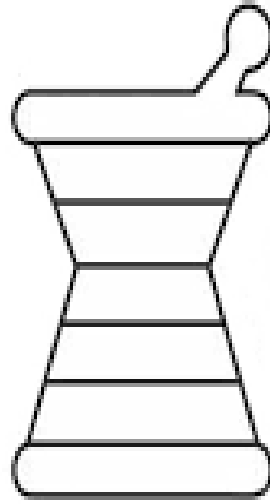






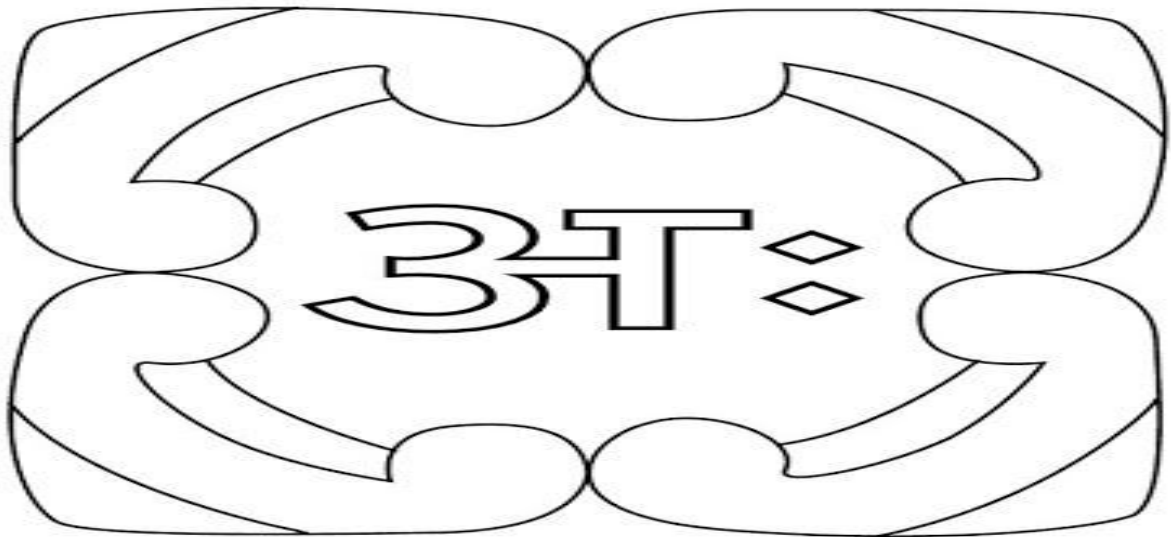
Activity : चित्र में रंग भरे।

ए से ओ से



एक

ओखली



अ से अ : तक लिखो।



रिक्त स्थान भरो ।

	आ		
उ			ए
	ओ		

अक्षर से चित्र मिलाए ि

अ
औ
आ
ए
उ
अं
ए
ऊ



सही अक्षर पर गोला करें।



शुभकाम ।

क

क से



कमल



कबूतर



कलम

क - (KA)

KA as in Cut

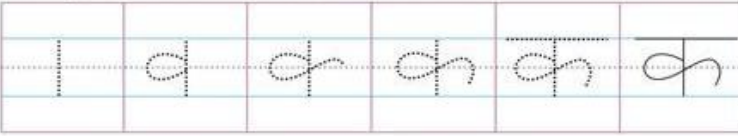


कबूतर

Kabootar

(Pigeon)





Steps to write the letter "क"



क क क क क क क

क क क क क क क

Activity: - कसेशुरूहोनेवालेचित्रमेंरंगभरे ।



ख

खसे



खरगोश




खेत



खजूर

ख – (KHA)

KHA as in Khaki

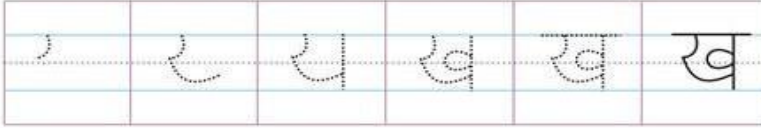


खरगोश

Khargosh

(Rabbit)




Steps to write the letter "ख"



ख ख ख ख ख ख ख

ख ख ख ख ख ख ख

Activity: - ख से शुरू होने वाले चित्र में रंग भरे ।



ग

ग से



गमला



गाय

ग - (GA)

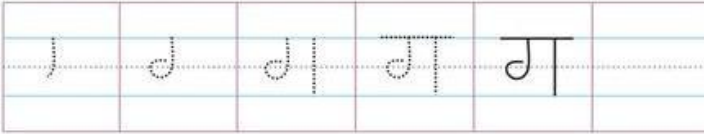
GA as in Gun



गदा

Gada
(Mace)

Steps to write the letter "ग"



ग ग ग ग ग ग ग

ग ग ग ग ग ग ग



Blank handwriting practice row with seven columns.

Blank handwriting practice row with seven columns.

Blank handwriting practice row with seven columns.

Blank handwriting practice row with seven columns.

Activity: - ग से शुरू होने वाले चित्र में रंग भरे ।



घ,ड

घ से



घर



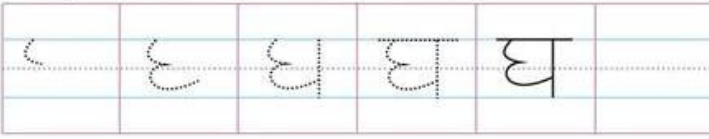
घड़ी

घ – (GHA)

GHA as in Ghost



Steps to write the letter "घ"



घडा
Ghadda
(Pail)

घ घ घ घ घ घ घ

घ घ घ घ घ घ घ

Blank handwriting practice row with seven boxes.

Blank handwriting practice row with seven boxes.

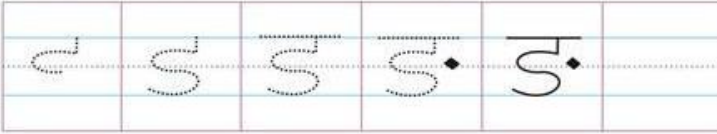
Blank handwriting practice row with seven boxes.

Blank handwriting practice row with seven boxes.


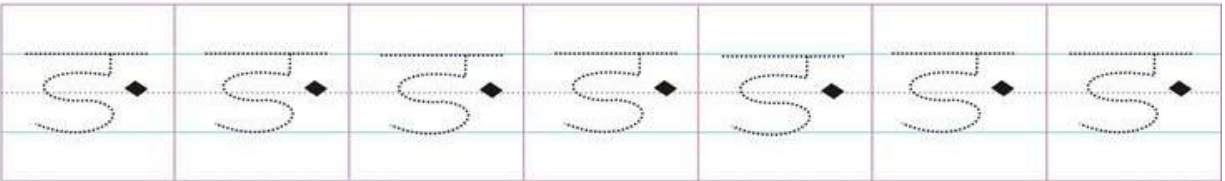
ङ – (NGA)

ङ


Steps to write the letter "ङ"



(Rare usage
in English)



Activity: - चित्र में रंग भरे।





SUPERCOLORING

चित्र देखकर सही स्वर लिखो ।


















च, छ

च



चकला



चरखा



चटाई



चम्मच



चप्पल



चमेली

छ



छतरी



छत्ता



छप्पर



छड़ी



छलनी




छत



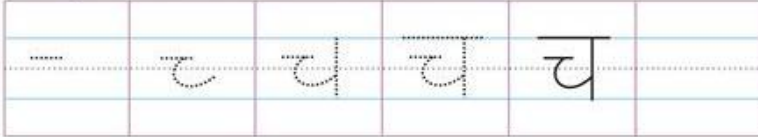
छल्ला

च - (CHA)

CHA as in Chair



Steps to write the letter "च"



चम्मच
Chammach
(spoon)

च च च च च च च

च च च च च च च

छ

— (CHCHA)



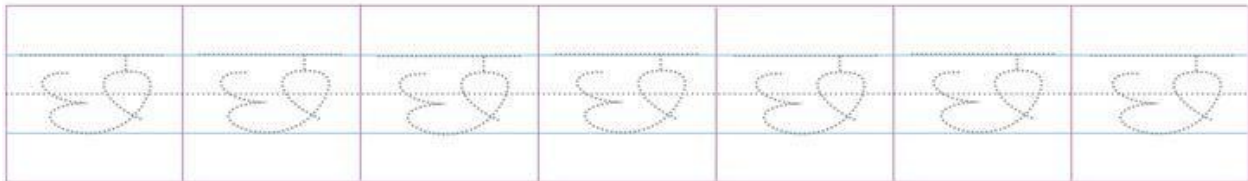
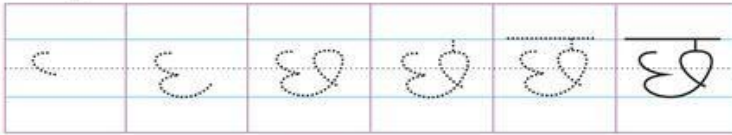
CHCHA as in Chart



छतरी

Chhatari
(Umbrella)

Steps to write the letter "छ"



Activity: - च और छ शुरू होने वाले चित्र में रंग भरे।

